

GETTING STARTED GUIDE

How to Request Appointments

with  simplepractice

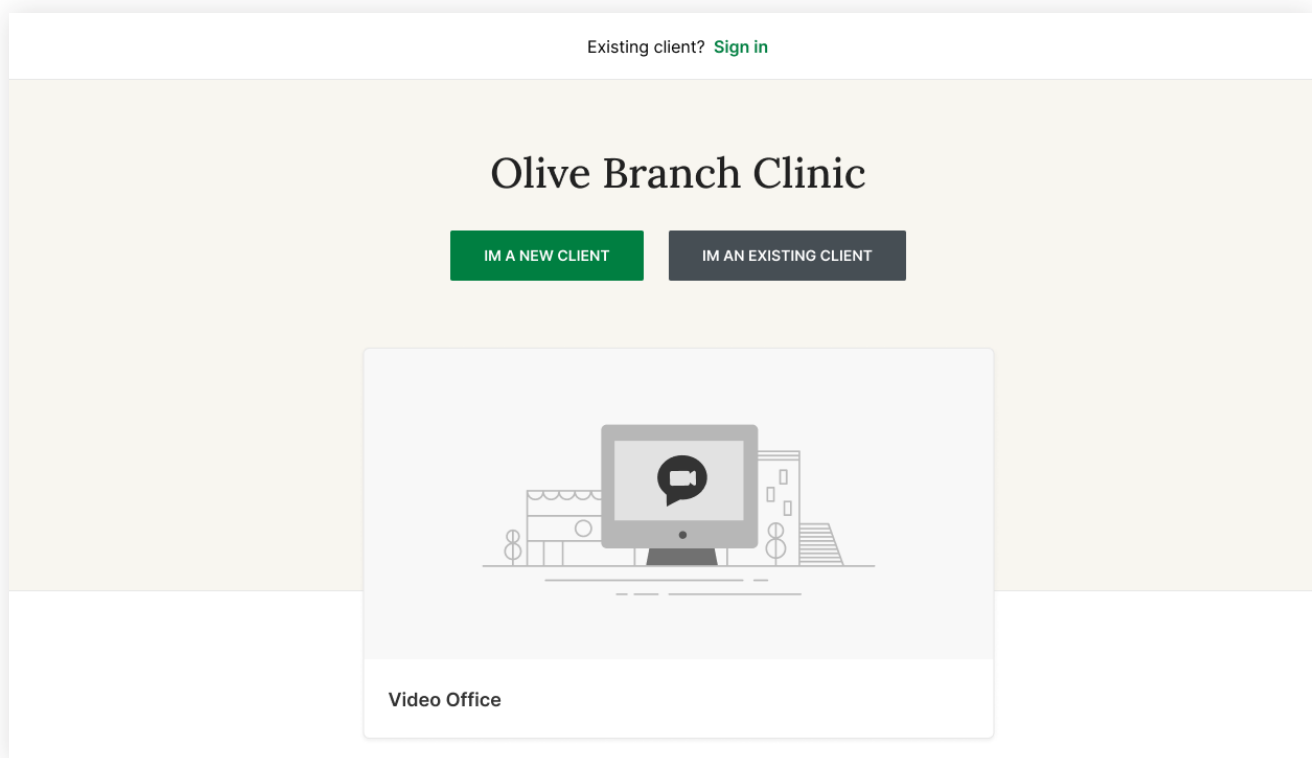
Online Booking lets you request, cancel, or reschedule appointments with your clinician.

SECTIONS:

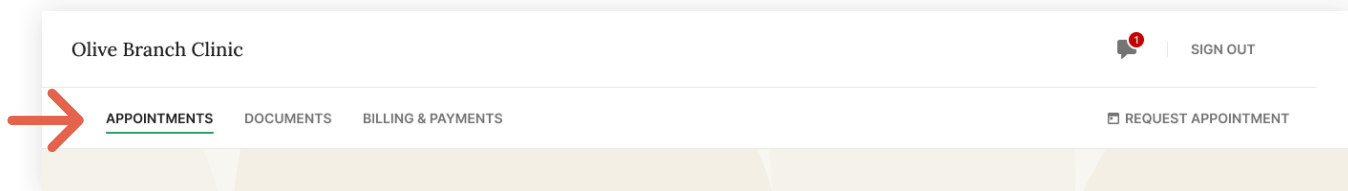
1. Request an appointments
2. Cancelling requests

REQUEST AN APPOINTMENT

1. Go to your clinician's Client Portal and click **I'm an Existing Client** to log in. The **I'm a New Client** button is only for clients who have never logged into the Client Portal.




2. Navigate to the **Appointments tab** (This may already be selected by default).



3. Select your **service**.

Olive Branch Clinic

 | [SIGN OUT](#)

[< Appointments](#)

Request appointment

1 Select service

2 Select location

3 Select time and date

4 Select client

5 Your Information

Already a client? To request an appointment, [Sign in](#)

Psychotherapy, 45 min
50 minutes

SELECT

Psychotherapy, 45 min
50 minutes


SELECT

Psychotherapy, 45 min
50 minutes

SELECT

4. Choose your **office location**.

Olive Branch Clinic

 | [SIGN OUT](#)

[< Appointments](#)

Request appointment

✓ Service


Psychotherapy,
60 min 1 hour

2 Select location

3 Select time and date

4 Select client

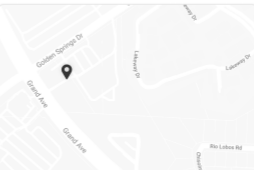
5 Your Information



Video Office

(909) 497-9954

SELECT



Main Office

123 Main Street
Los Angeles, CA 91101
(909) 497-9954

SELECT

5. Choose the **date and time** that you'd like.

Olive Branch Clinic

SIGN OUT

< Appointments

Request appointment

✓ Service

Psychotherapy,
60 min 1 hour

✓ Select location

Main Office
123 Main Street
Los Angeles, CA 91101
(310) 459-8816

3 Select Time and Date

4 Select Client

5 Your Information

Existing client? [Sign in](#)

< August 2021 >

S	M	T	W	T	F	S
1	2	3	4	5	6	7
8	★ Today	9	10	11	12	13
14	15	16	17	18	19	20
21	22	23	24	25	26	27
28	29	30	1	2	3	4

Show availability for:

☒ Mornings

☒ Evenings

Availability on Thu, July 20, 2021

Viewing in EDT [Change](#)

Morning	Afternoon	Evening
<div>📞 7:00 AM</div>	<div>1:00 PM</div>	<div>1:00 PM</div>
<div>📞 8:00 AM</div>	<div>2:00 PM</div>	<div>2:00 PM</div>
<div>📞 9:00 AM</div>	<div>3:00 PM</div>	--
	<div>4:00 PM</div>	--

[More times](#)

6. Select who the appointment is for.

Olive Branch Clinic

SIGN OUT

< Appointments

Request appointment

✓ Service

Psychotherapy,
60 min 1 hour

✓ Select location

Main Office
123 Main Street
Los Angeles, CA 91101
(310) 459-8816

✓ Select location

Tue, Aug 10, 2021
8:35 AM - 9:25 AM PDT

4 Select Client

5 Your Information

Who is this appointment for?

You can request this appointment for yourself, on behalf of someone else, or for both you and your partner. Please choose below.

☒ Me

☐ Someone else

☐ My partner and me

Appointment requests will be confirmed by the practice.

[NEXT](#)

7. Your appointment request has been **sent** to your clinician. Your clinician will need to accept your request to make it official.

You can click to view a map of the office location, or add the session to your calendar.

Thank you, Hitesh!

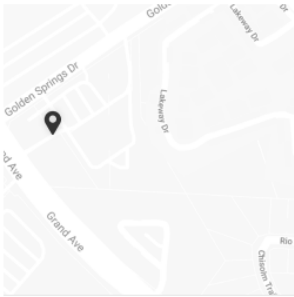
We will send you a confirmation after your appointment has been confirmed

☒ **When**
Tue, Aug 10, 2021
8:35 AM - 9:25 AM PDT

☐ **With**
Dr. Bryan Sun

☐ **What**
Psychotherapy, 45min

☒ **Where**
Main Office
123 Main Street
Los Angeles, CA 91101
(310) 459-8816



☒ **Add to calendar**

[GOOGLE](#) [APPLE](#) [OUTLOOK](#)

[CANCEL APPOINTMENT](#)

8. If your request is accepted, you'll receive an **email** confirming the session.

9. If they cannot see you at that time, you'll receive a link to reschedule. Click it to go back to your Client Portal and request a new session.

Appointments

New appointment? [REQUEST NOW](#)

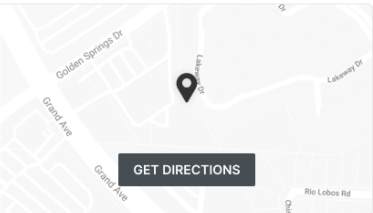
[UPCOMING](#) [REQUESTED](#)

AUG 10, 2021
8:35 PM - 9:25 AM PDT

Bryan Sun

Main Office

[Add to calendar](#) · Call to cancel (999) 888-7777



[GET DIRECTIONS](#)

VIEWING AND CANCELLING REQUESTS

You'll see a list of your upcoming requests and confirmed or denied appointments on the Appointments page of your client portal. Click **Cancel Session** to cancel your appointment request.

The screenshot shows the 'Olive Branch Clinic' client portal interface. At the top, there's a header with the clinic name and a user profile 'Profile: Jamie Appleseed'. Below this is a navigation bar with tabs for 'APPOINTMENTS', 'DOCUMENTS', and 'BILLING & PAYMENTS'. A green button labeled 'REQUEST APPOINTMENT' is on the right. The main heading is 'Appointments'. Below this, there's a section for 'New appointment?' with a green 'REQUEST NOW' button. Underneath, there are two tabs: 'UPCOMING' (which is selected) and 'REQUESTED'. The 'UPCOMING' tab shows a list of appointments. The first appointment is marked as 'Cancelled' in a red pill. It details the date 'OCT 14, 2021', the time '12:55 PM — 1:45 PM PDT', and the provider 'Dr. Bryan Sun'. To the right of the text is an illustration of a computer monitor with a speech bubble icon, representing a telehealth session.

NOTE: You'll only be able to cancel this way according to your clinician's cancellation policy. If you attempt to cancel too close to a session, or if they don't offer online cancellation, you'll receive a message to call their office to cancel.

Once your session is cancelled, you'll see this reflected on your **Appointments tab** in the Client Portal. Use this page to **check the status of your requests, cancel sessions, or schedule new ones.**



Congratulations!

You're now ready to start booking appointments in your Client Portal.